

School Profile: Lake View Elementary

Introduction

Lake View Elementary School prides itself in being a school where students are at central focus in its efforts to improve. This becomes evident in a variety of ways. For example:

- All staff providing rigorous learning experiences based upon the Common Core State Standards while supporting the needs of individual students
- Providing regular access to the school forest, garden, and outdoor classroom.
- Developing student leadership through service learning opportunities for eighty grade 3-5 senators.
- Creating a positive, friendly learning community dedicated to excellence.



Strengths

Our committed staff provide caring interactions and quality instruction to our students each day. Our students bring their backgrounds and strengths to their learning. Our school community partners with our work to serve our children.

Progress

As a school we continue to show an increase of student's meeting their growth target in MAP. We also have continued to increase our focus on Common Core State Standards. We have also increased our strategies and tools to assist with language development for all students.

Areas for Growth

Many of our goals from last year continue into the coming school year. We will increase our focus on Common Core State Standards based instruction and continue targeted approaches to increasing our student attendance rates.

Vision Connection

Our school supports MMSD's vision that all students acquire the skills and abilities needed to be successful, including a mastery of content areas, growth mindset, self-knowledge, creativity, wellness, interpersonal skills, confidence, cultural competence, and community connection. Through these skills and abilities, our students will graduate college, career, and community ready.

School Principal: Kristi Kloos

Address: 1802 Tennyson Ln

Phone: 608-204-4040

E-mail: lakeview@madison.k12.wi.us

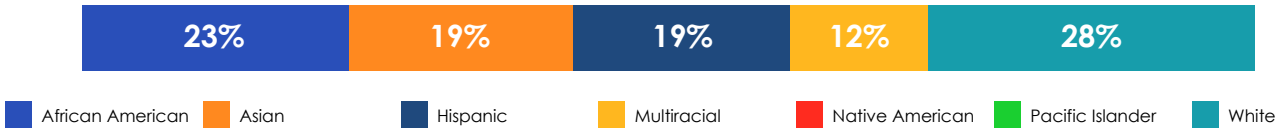
Lake View Elementary

2015-2016 Data Profile

Address 1802 Tennyson Ln
Principal Kristi Kloos
Phone (608)204-4040
4K No
Title I Yes

Developmental Bilingual Education No
Dual Language Immersion No
SAGE Yes
Attendance Rate 92.7%
Total Enrollment 263

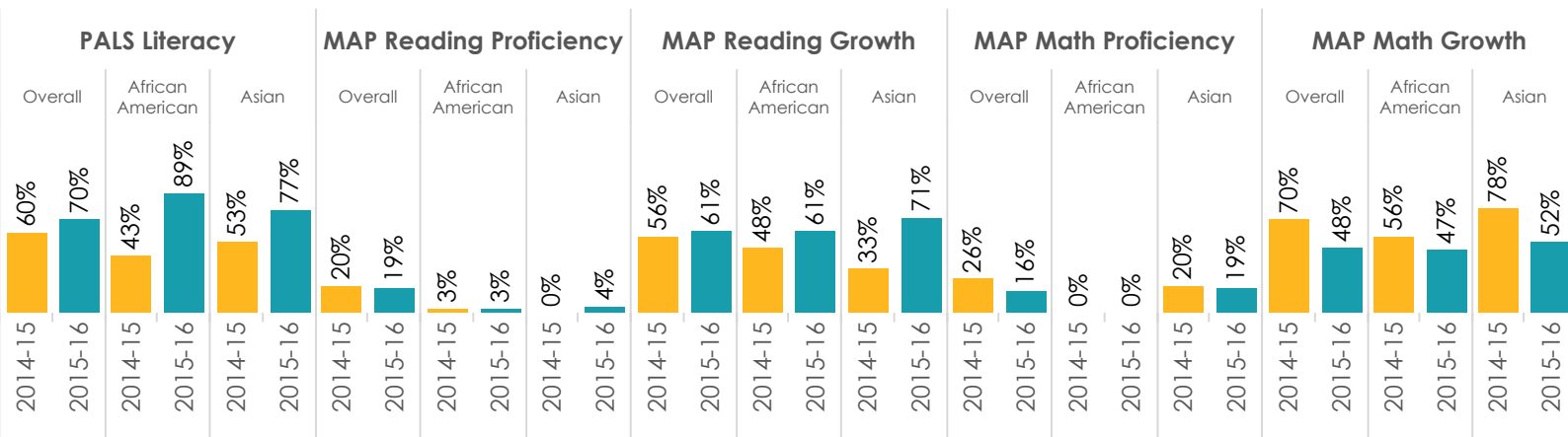
Demographics



ELL	37%
Low-Income	78%
Special Education	17%

Strategic Framework Goal #1 Milestones: On-Track to Graduate

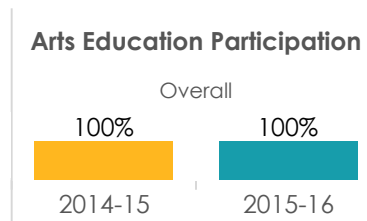
Each bar shows the percent of students meeting the relevant metric overall and for the focus groups the school selected on their School Improvement Plan (SIP, when applicable).



PALS includes English and Espanol in Grades 1-2. MAP includes Grades 3-5. MAP Growth is based on the percent of students meeting typical Fall to Spring growth targets.

Strategic Framework Goal #2 Milestones: Challenging and Well-Rounded Education

The table below shows the percent of students meeting the relevant metric.



Participation rates are based on transcribed courses.

Strategic Framework Goal #3 Milestones: Positive Climate

The table below shows the percent of responses within each dimension and group that were positive.

